



Slide #1 = e


Name \_\_\_\_\_  
Per \_\_\_\_\_




x4



x10




x40




x100


Slide #2 = onion root tip




x4



x10




x40




x100

Slide #3 = bacteria capsule


Name \_\_\_\_\_  
Per \_\_\_\_\_




x4



x10




x40




x100


Slide #4 = Cheek smear




x4



x10



x40



x100